


Introductory sub-table (I)(a)

Name of the Company: HB STOCKHOLDINGS LTD			
Scrip Code, Name of the scrip, class of security: 532216, HB STOCK - EQUITY SHARE, EQUITY			
Quarter ended: 31/03/2012			
Partly paid-up shares:-	No. of partly paid-up shares	As a % of total no. of partly paid-up shares	As a % of total no. of shares of the company
Held by promoter/promoter group	0	0	0
Held by public	0	0	0
Total - D	0	0	0
Outstanding convertible securities:-	No. of outstanding securities	As a % of total no. of outstanding convertible securities	As a % of total no. of shares of the company, assuming full conversion of the convertible securities
Held by promoter/promoter group	0	0	0
Held by public	0	0	0
Total - E	0	0	0
Warrants:-	No. of warrants	As a % of total no. of warrants	As a % of total no. of shares of the company, assuming full conversion of warrants
Held by promoter/promoter group	0	0	0
Held by public	0	0	0
Total - F	0	0	0
Total paid-up capital of the company, assuming full conversion of warrants and convertible securities (Grand Total (A+B+C)+ D+E+F)		23792218	0

Total (A+B+C)	23792218
---------------	----------




Distribution Schedule

HB STOCKHOLDINGS LIMITED

Distribution of	Equity Shares	as on	31/03/2012
Total Nominal value of Rs.	237922180.00	Nominal value of each share/unit Rs.	10.00
Total number of shares/units	23792218	Paid up value of each share/unit Rs.	10.00

TABLE I
Distribution of holdings


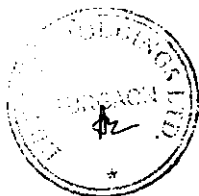
Shareholding of value of Rs.	Shareholders		Share holdings		
	Number	% to total	Shares	Amount	% to total
UPTO TO 5000	73423	98.31	6000598	60005980.00	25.22
5001 TO 10000	713	0.95	544963	5449630.00	2.29
10001 TO 20000	280	0.37	408071	4080710.00	1.72
20001 TO 30000	88	0.12	222879	2228790.00	0.94
30001 TO 40000	36	0.05	128855	1288550.00	0.54
40001 TO 50000	28	0.04	125875	1258750.00	0.53
50001 TO 100000	52	0.07	360669	3606690.00	1.52
100001 and Above	67	0.09	16000308	160003080.00	67.25
** G Total	74687	100.00	23792218	237922180.00	100.00




Annexure II
HB STOCKHOLDINGS LIMITED

(1) (a) Statement showing Shareholding Pattern as on 31/03/2012

Category code	Category of shareholder	Number of shareholders	Total Number of Shares	Number of shares held in dematerialized form	Total Shareholding as a percentage of total no. of shares		Shares Pledged or otherwise encumbered	
					As a percentage of (A+B) (VI)	As a percentage of (A+B+C) (VII)	No. of shares (VIII)	As a percentage (IX)=(VIII)/(IV)*100
(I)	(II)	(III)	(IV)	(V)	(VI)	(VII)	(VIII)	(IX)
(A)	Shareholding of promoter and promoter Group							
(1)	Indian							
(a)	INDIVIDUALS/HUF	7	1,24,56,807	1,24,56,807	52.36	52.36	0	0.00
(b)	CENTRAL GOVERNMENT/STATE GOVERNMENT	0	0	0	0.00	0.00	0	0.00
(c)	BODIES CORPORATE	2	98,814	98,814	0.42	0.42	0	0.00
(d)	FINANCIAL INSTITUTIONS/BANKS	0	0	0	0.00	0.00	0	0.00
(e)	ANY OTHER (SPECIFY)	0	0	0	0.00	0.00	0	0.00
	Sub-Total (A) (1)	9	1,25,55,621	1,25,55,621	52.78	52.78	0	0.00
(2)	Foreign							
(a)	INDIVIDUALS(NRI)/FOREIGN INDIVIDUALS	0	0	0	0.00	0.00	0	0.00
(b)	BODIES CORPORATE	0	0	0	0.00	0.00	0	0.00
(c)	INSTITUTIONS	0	0	0	0.00	0.00	0	0.00
(d)	ANY OTHER (SPECIFY)	0	0	0	0.00	0.00	0	0.00
	Sub-Total (A) (2)	0	0	0	0.00	0.00	0	0.00
	Total (A)	9	1,25,55,621	1,25,55,621	52.78	52.78	0	0.00
(B)	Public shareholding							
(1)	Institutions							
(a)	MUTUAL FUNDS/UTI	7	8,600	0	0.04	0.04	0	0.00
(b)	FINANCIAL INSTITUTIONS/BANKS	4	20,190	19,900	0.08	0.08	0	0.00
(c)	CENTRAL GOVERNMENT/STATE GOVERNMENT	0	0	0	0.00	0.00	0	0.00
(d)	VENTURE CAPITAL FUND	0	0	0	0.00	0.00	0	0.00
(e)	INSURANCE COMPANIES	0	0	0	0.00	0.00	0	0.00
(f)	FOREIGN INSTITUTIONAL INVESTORS	0	0	0	0.00	0.00	0	0.00
(g)	FOREIGN VENTURE CAPITAL INVESTORS	0	0	0	0.00	0.00	0	0.00
(h)	ANY OTHER SPECIFY	0	0	0	0.00	0.00	0	0.00
	Sub-Total (B) (1)	11	28,790	19,900	0.12	0.12	0	0.00
(2)	Non-institutions							
(a)	BODIES CORPORATE	296	16,37,467	15,98,636	6.88	6.88	0	0.00
(b)	i) INDIVIDUALS -HOLD UPTO 1 LAKH (NOM VALUE)	73645	73,91,941	34,54,671	31.07	31.07	0	0.00
	ii) INDIVIDUALS -HOLD ABOVE 1 LAKH (NOM VALUE)	39	18,45,536	18,45,536	7.76	7.76	0	0.00
(c)	ANY OTHER (SPECIFY)- A) CLEARNG MEMBERS	38	88,338	88,338	0.37	0.37	0	0.00
	B) NON-RESIDENTS	649	2,44,525	1,21,362	1.03	1.03	0	0.00
	C) TRUST	0	0	0	0.00	0.00	0	0.00
	THE BANK OF NEWYORK	0	0	0	0.00	0.00	0	0.00
	Sub-Total	74667	1,12,07,807	71,08,543	47.11	47.11	0	0.00
	Total	74678	1,12,36,597	71,28,443	47.23	47.23	0	0.00



Category code	Category of shareholder	Number of shareholders	Total Number of Shares	Number of shares held in dematerialized form	Total Shareholding as a percentage of total no. of shares		Shares Pledged or otherwise encumbered	
					As a percentage of (A+B) (VI)	As a percentage of (A+B+C) (VII)	No. of shares (VIII)	As a percentage (IX)=(VIII)/(IV)*100
(I)	(II)	(III)	(IV)	(V)	(VI)	(VII)	(VIII)	(IX)
(C)	Shares held by Custodians and against which							
	Depository Receipts have been issued							
	SHARES HELD BY CUSTODIANS	0	0	0	0.00	0.00	0	0.00
	Sub-Total (C)	0	0	0	0.00	0.00	0	0.00
	Total (C)	0	0	0	0.00	0.00	0	0.00
	Grand-Total	74687	2,37,92,218	1,96,84,064	100.00	100.00	0	0.00



Annexure II
RR STOCK HOLDINGS LIMITED

(1) (b) Statement showing holding of securities (including shares, warrants, convertible securities) of persons belonging to the category "Promoter and Promoter Group", as on 31/03/2012

Sr. No.	Folio / DPID/CLID	Name of the shareholder	Details of Shares held		Encumbered shares*		Details of warrants		Details of convertible securities		Total shares (including conversion of warrants and convertible securities) as a % of diluted share capital
			Number of shares held	As a % of grand total (A)+(B)+(C)	Number	As a percentage (III)*100 (IV)/(V)	No. of Warrants held	As a % of total no. of warrants of the same class	No. of convertible securities held	As a % of total no. of convertible securities of the same class	
1	IN300931/10000653	Aju Bhasin	1,34,490	1.41	0	0.00	0.00	0.00	0.00	0.00	0.00
2	IN300931/10004914	Ayush Kapur	75,000	0.32	0	0.00	0.00	0.00	0.00	0.00	0.00
3	IN300931/10004906	Kanshik Kapur	75,000	0.32	0	0.00	0.00	0.00	0.00	0.00	0.00
4	IN300931/10022974	Lalit Bhasin	1,13,37,518	47.65	0	0.00	0.00	0.00	0.00	0.00	0.00
5	IN300931/10000645	Lalit Bhasin	4,84,799	2.04	0	0.00	0.00	0.00	0.00	0.00	0.00
6	IN300931/10005925	Manav Anra	75,000	0.32	0	0.00	0.00	0.00	0.00	0.00	0.00
7	IN300931/10005916	Mehar Anra	30,494	0.13	0	0.00	0.00	0.00	0.00	0.00	0.00
8	IN300931/10000877	Merrygold Investments Ltd	68,320	0.29	0	0.00	0.00	0.00	0.00	0.00	0.00
9	IN300931/10001394	RRB MASTER HOLDINGS LIMITED	1,25,55,621	52.77	0	0.00	0.00	0.00	0.00	0.00	0.00
Grand Total											




Annexure II

HB STOCKHOLDINGS LIMITED

(1) (c)(i) Statement showing holding of securities (including shares, warrants, convertible securities) of persons belonging to the category "Public" and holding more than 1% of the total number of shares as on 31/03/2012

Sr. No.	Folio# / DPID, CLID	Name of the shareholder	Number of shares	Shares as a percentage of total number of shares (i.e Grand total (A+B+C)) in para(I)(a) above	Details of warrants		Details of convertible securities		Total shares (including shares assuming full conversion of warrants and convertible securities) as a % of diluted share of capital
					No. of Warrants held	As a % of total no. of warrants of the same class	No. of convertible securities held	As a % of total no. of convertible securities of the same class	
1	IN300020/30133415	DELHI IRON & STEEL CO (P) LTD	8,94,707	3.76					
2	IN300724/10102545	ROHIT KHULLAR MOHIT KHULLAR	6,60,952	2.78					
Grand-Total			15,55,659	6.54					




Annexure II

HB STOCKHOLDINGS LIMITED

(1) (c)(ii) Statement showing holding of securities (including shares, warrants, convertible securities) of persons (together with PAC) belonging to the category "Public" and holding more than 5% of the total number of shares as on 31/03/2012


Sr. No.	Folio# / DPID, CLID	Name of the shareholder	Number of shares	Shares as a percentage of total number of shares (i.e Grand total (A+B+C)) in para(f)(a) above	Details of warrants		Details of convertible securities		Total shares (including shares assuming full conversion of warrants and convertible securities) as a % of diluted share capital
					No. of Warrants held	As a % of total no. of warrants of the same class	No. of convertible securities held	As a % of total no. of convertible securities of the same class	
NIL									
Grand-Total			0	0.00	0	0.00	-	-	-



Annexure II
HB STOCKHOLDINGS LIMITED

(1) (d) Statement showing details of lock-in shares as on 31/03/2012

Sr. No.	Folio# / DPID,CLID	Name of the shareholder	Category of Shareholders (promoters/ Public)	Number of shares	Shares as a percentage of total number of shares (i.e Grand total (A+B+C)) in para(I)(a) above
		NIL		NIL	NIL
Grand-Total				NIL	NIL



**Annexure II
HB STOCKHOLDINGS LIMITED**

Shareholding Pattern as on 31/03/2012

(II) (a) Statement showing details of Depository Receipts (DRs)

Sr No.	Type of Outstanding DR (ADRs, GDRs, SDRs, etc.)	Number of Outstanding DRs	Number of shares underlying outstanding DRs	Shares underlying outstanding DRs as a percentage of total number of shares (i.e. Grand Total (A)+(B) +(C) indicated in the statement at para (1) (a) above)
			NIL	
	TOTAL			

(II) (b) Statement showing Holding of Depository Receipts (DRs), where underlying shares are in excess of 1% of the total number of shares

Sr No.	Name of the DR Holder	Type of Outstanding DR (ADRs, GDRs, SDRs, etc.)	Number of shares underlying outstanding DRs	Shares underlying outstanding DRs as a percentage of total number of shares (i.e. Grand Total (A)+(B) +(C) indicated in the statement at para (1) (a) above)
			NIL	
	TOTAL			

